

TEXAS SOCIETY FOR
HISTOTECHNOLOGY



**SPECIAL
POINTS OF
INTEREST:**

- 2021 Convention
- 1st Virtual Career Day
- Call for Special Stain Pictures

**INSIDE THIS
ISSUE:**

Letter From the President	1
2021 Convention	1
Career Day	2
HOD 2021 Meeting Minutes	3
Call for SS pics	3
Meet a Member	4-5
Tribute	
Histotechnology Professionals Day	5-7
Society Info	8

The Cassette Gazette

SPRING / SUMMER 2021



A New Way to “Conference”

If someone would have said to me a couple of years ago that a Histology conference would be virtual, I would have thought they were crazy! I’m showing my age here, but I just wouldn’t have thought that it was possible. What about everyone “networking”, talking to each other, meeting up with each other to discuss topics in histology, troubleshooting problems and throwing around new ideas and thoughts? Well, as I learned this past year, all of this and more is definitely possible...even if it’s done virtually. The 2021 TSH Annual Convention and Symposium was a huge success both in-person AND virtually. So successful that it appears that we will have a “new way to conference” for the future that will incorporate at least some sort of virtual options. Getting together face to face is always great and will continue, but having a virtual option really does open up our great society to all lot of people who might not have otherwise attended.

Letter From The President

TSH President Matt Shertzer

I would like to thank all the Texas Society for Histotechnology members and vendors for the years of support and fellowship that we have all enjoyed. We have a terrific state organization thanks to many years of great leadership and direction. I am so incredibly excited to have been elected president of TSH. This is a great honor for me, and I truly appreciate being nominated and elected to represent and lead the society. I am passionate about the field histology and believe that we are all behind the scenes heroes in patient care.

I envision the direction of the society to remain mostly in the same direction over the next few years. The society is in a great place given the pandemic and other challenges faced in the past. We are so excited to start having our district meetings and of course the annual convention back face to face or hybrid. Many board members and volunteers work very hard to coordinate these events and they are very much appreciated. Without the hard work and dedication of these volunteers, the society would not be as successful.

The first hybrid convention was a huge success. There were a few hiccups on the virtual side that we anticipated, but overall, it was great. We want to send a huge thank you out to all our fantastic vendors. Our onsite attendance was lower than past events, but our vendors still showed up to support us. We are ready for 2022 and the opportunity to see everyone’s faces in Irving!!

With that being said, we will have some immediate openings for committee members and volunteers. If anyone would like to become more involved, please reach out to me directly, or any of the other board members. If any members have recommendations or requests on things you would like to see or any ideas to help grow the society or improve it, please do not stay quiet. We have an “open door” policy and welcome all suggestions, and all ideas and recommendations will be entertained.

Please stay tuned for updates and announcements from TSH. We will be getting some educational workshops on the calendar very soon. I wish you all well and hope that everyone is staying happy and healthy. I look forward to leading the society and hopefully getting to see all the members in person again.



Virtual Career Day 2021

By Christopher Hicks

Congratulations and thank you to everyone that volunteered and participated in this year's Career Day. Despite the Covid-19 pandemic, several members of the TSH community volunteered to develop the first ever TSH Zoom Career Day for Seguin High School. Both the students and faculty members asked in depth questions of what the field of Histology had to offer. I was blessed to have had Dr. Tosha Meyer, Michelle Bell, Tracy Ford and Matt Shertzer sharing the screen with me. With our combined experience in multiple facets of Histology, we were able to give an outline of a career of a Histologist.

Unfortunately, despite having conquered several obstacles, this year's Career Day had a bittersweet ending. As we all know Mrs. Hazel Dalton passed away this year. As a memorial to her passing, TSH has published an emotional tribute dedicated to her along with a new scholarship. I encourage everyone to read Connie Dieringer's Tribute on the TSH website. The appropriately named HAZEL DALTON MEMORIAL HISTOLOGY STUDENT SCHOLARSHIP FUND is one of the many ways the TSH community plans on continuing the legacy of Mrs. Hazel Dalton, and we are incredibly grateful for [Newcomer Supply](#) to have sponsored this scholarship. The candidate that won the scholarship submitted a video resume telling of their interest, journey, and aspirations on becoming a Histotechnologist. Their submission reminded many of us on how we started in this field. We are excited to see this future Histologist progress in their career.

HOD 2021 Meeting Minutes

Every year at the annual symposium and convention, business of our society is conducted, discussed, and voted upon at the House of Delegates meeting. I encourage you to attend the meeting and be a part of the decision making of your society. It is always interesting to see and hear about the things that happen “behind the scenes”. Come be a part of the action! Click on the link to read the minutes from last year’s HOD meeting.

https://eb8a1fea-3b7e-44f5-a30c-ccb1682fb085.usrfiles.com/ugd/eb8a1f_6c883f7011864cd5bfb62eb814627bca.docx



CALL OUT FOR SPECIAL STAIN AND IHC PICTURES

We are looking for pictures of special stains and IHC stains to use as a background on our website. If you have a picture you would like to share, we would love to use it! Credit to the donor will be given on the website.

Please email your pictures to texashistology@gmail.com

Meet a Member: A tribute to Mrs. Hazel Dalton



This newsletter we will feature a tribute to a dear member who we recently lost. I “interviewed” Mrs. Dalton several months ago wanted to share this posthumously showing her passion for her career and our society.

1. How long have you been in the Histology field?

I have been in the Histology profession for 46 years.

2. What brought you into Histology?

At the time that I embarked upon a career in histology, I was a married, stay at home mom, living in Chicago, Illinois, with 2 kids. I was also enrolled in Biology and Chemistry college coursework at a community college. A friend of mine heard about a Program in Histotechnology at the University of Chicago and requested information. When she received the information about the program, she shared it with me. When we reviewed the information, she was not interested. However, I was interested in the program and decided to apply. Within a week of applying, the program director, Dorothy Cummins called me and scheduled an interview.

I was interviewed by the program director and several pathologists along with the chair of pathology. I was told that I would be accepted and that I would receive a letter explaining the start date and other requirements. I was also told that I would not have to pay tuition. In fact, I would receive a stipend for attending. That was one of the best decisions I ever made.

Incidentally, Dorothy Cummins was one of the founders of the Illinois Society for Histotechnology, the first state histology society organized. She also worked with the founders of the National society and was program director of the first Histotechnology (HTL) program in the nation at Beaumont Hospital in Royal Oak Michigan.

3. What is your favorite special stain?

My favorite light microscopy stain is the Verhoeff Van Gieson . If done properly, nuclei, elastic, collagen and muscle are demonstrated. I love the challenge of performing all the steps and being able to troubleshoot to achieve adequate results.

4. What changes have you seen in Histology over the years?

It is impossible to recount all the changes that I have seen in histology over the years. The most important changes have been in safety and automation. When I started in the histology lab there were very few safety regulations. Embedding, staining and cover-slipping were done manually. Technicians were breathing in the fumes from all the reagents used in the lab. With all the flammable and toxic reagents used in the lab, technicians smoked while embedding, staining and/or cover-slipping slides. Tissue processing was the only procedure automated and it had its' flaws. Special processing of tissue such as brain and some biopsies were done by hand. Many of the chemical reagents were poured down the drain. Technicians were also putting their hands into many of the reagents. Very seldom were gloves worn and forceps were not always used.

Interview con't.

5. What advice do you have for anyone in the Histology field?

The advice that I received from the technicians who trained me and the advice that I have passed on to other technicians is this: "Don't ever forget that there is a person connected to every piece of tissue and every slide that you handle. The day you forget that is the day you need to get out of the profession and do something else."

I would also add this piece of advice: "Safety regulations are in place for your safety in the lab as well as your health. Do not pick and choose which ones you will follow."

6. Is there anything else you would like to add?

As a student, I was required to attend state and national society meetings and to participate in continuing education. I learned the importance of life-long learning very early in my career. I believe that TSH provides excellent opportunities to learn, to improve skills and obtain knowledge about the profession. As an educator, I tried to convey the life-long learning concept to my students. I required every student I taught to participate in TSH meetings. I am happy to see that many of them continue to support TSH.

Grimes County and City of College Station Declares Proclamation of Histotechnology Professionals Day

Proclamation

Whereas, the histotechnologist, through skillful application of sophisticated laboratory techniques, enables the seemingly invisible world of tissue structures to become visible under the microscope; and

Whereas, the search to unlock the secrets held by tissue structures reaches into many fields, histotechnologists comprise medical professionals, veterinary, pharmaceutical and industry research scientists, anatomists, chemists; and

Whereas, the health of the citizens of Grimes County is a major concern and responsibility of all health professionals serving them; and

Whereas, professionals in clinical histotechnology in Grimes County are formally educated to perform cutting edge procedures, and

Whereas, professionals in histotechnological sciences are dedicated to the highest standards of professionalism, and are committed to maintaining and improving this through education lifelong learning, credentialing and personal commitment; and

NOW THEREFORE, the Commissioner's Court of Grimes County, Texas


DO HERBY PROCLAIM,



MARCH 10, 2020

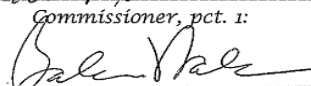

AS

HISTOTECHNOLOGY PROFESSIONALS DAY

We encourage all citizens of Grimes County to join in recognizing the significant contributions to safe medical and research environments provided through the skilled and conscientious efforts of histotechnologists.


Grimes County Judge

 Commissioner, pct. 1:  Commissioner, pct. 2:

 Commissioner, pct. 3:  Commissioner, pct. 4:



Proclamation

WHEREAS, the histotechnology, through skillful application of sophisticated laboratory techniques, enables the seemingly invisible world of tissue structures to become visible under microscope; and

WHEREAS, the search to unlock the secrets held by tissue structures reaches into many fields, histotechnologist comprise medical professionals, veterinary, pharmaceutical and industry, research scientists, anatomists, chemists; and

WHEREAS, the health of the citizens of the City of College Station and the Brazos Valley is a major concern and responsibility of all health professionals serving them; and

WHEREAS, professionals in histotechnology in the City of College Station and Brazos Valley are formally educated to perform cutting edge procedures; and

WHEREAS, professionals in histotechnological sciences are dedicated to the highest standards of professionalism, and are committed to maintaining and improving this through education, lifelong learning, credentialing and personal commitment.

NOW THEREFORE, I, Karl P. Mooney, as Mayor of the City of College Station, do hereby recognize the day of March 10, 2020 as:


Histotechnology Professionals Day

I encourage all citizens of the City of College Station and the Brazos Valley to join in recognizing the significant contributions to safe medical and research environments provided through the skilled and conscientious efforts of histotechnologists.

In Testimony Whereof, I have hereunto set my hand and caused to be affixed the seal of the City of College Station, Texas this 9th day of March, 2020.

Attest:


Tanya Smith
City Secretary


Karl P. Mooney
Mayor



Proclamation

Office of the Mayor


- Whereas:* the histotechnologist, through skillful application of sophisticated laboratory techniques, enables the seemingly invisible world of tissue structures to become visible under the microscope; and
- Whereas:* the search to unlock the secrets held by tissue structures reaches into many fields, histotechnologists comprise medical professionals, veterinary, pharmaceutical and industry research scientists, anatomists, chemists; and
- Whereas:* the health of the citizens of Bryan and the Brazos Valley is a major concern and responsibility of all health professionals serving them; and
- Whereas:* professionals in clinical histotechnology in Bryan and the Brazos Valley are formally educated to perform cutting edge procedures, and
- Whereas:* professionals in histotechnological sciences are dedicated to the highest standards of professionalism, and are committed to maintaining and improving this through education lifelong learning, credentialing and personal commitment
- Now, Therefore:* I, Andrew Nelson, as Mayor of the City of Bryan, and acting on behalf of the Bryan City Council, do hereby proclaim March 10, 2020 as:

HISTOTECHNOLOGY PROFESSIONALS DAY

and encourage all citizens of Bryan and the Brazos Valley to join in recognizing the significant contributions to safe medical and research environments provided through the skilled and conscientious efforts of histotechnologists.



CITY OF BRYAN


Andrew Nelson, Mayor

Proclaimed this 10th day of March, 2020



Texas Society for Histotechnology

Mission Statement

To promote high standards and provide leadership and educational opportunities to support the profession of histotechnology.

<https://www.texashistology.com/>

Interested in volunteering or serving on a committee or the Executive Board?

Please contact Matt at president@texashistology.com

We would love to have you!

Executive Board

Matt Shertzer	President
Veronica Davis	Vice President
Michelle Bell	Treasurer
Thomas Huynh	Secretary
Michelle Bell	Immediate Past President
Dawnj Shertzer	District Director (1)
Shameika Johnson	Assistant District Director (1)
Toysa Mayer	District Director (2)
Connie Dieringer	Assistant District Director (2)
Hector Hernandez	District Director (3)
Gloria Rebollar	Assistant District Director (3)
Kathy Dwyer	Speaker of the House (HOD)
Sharon Whitley	Secretary of the House (HOD)
Debbie Siena	Bylaws (HOD)
Sandra Christiansen	Credentials Chair (HOD)
Pat Reeves	Awards Chair
Sandra Bottomley	Convention Coordinator
Sandra Christiansen	Convention Vendor Liaison
Kurell Coats	Convention Registration
Christopher Hicks	Education Chair
Hazel Dalton (in Memoriam)	Education Chair
Brenda Trevino	Membership Chair
Brenda Wesner	Nominations and Safety Chair
Connie Dieringer	Newsletter Chair
Kelly Mallett	Advocacy Chair

special
THANK YOU
to our sponsors



Manufacturing Chemicals, Stains, and Reagents since 1969